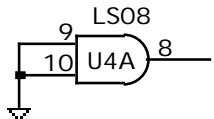
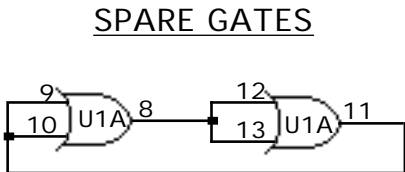
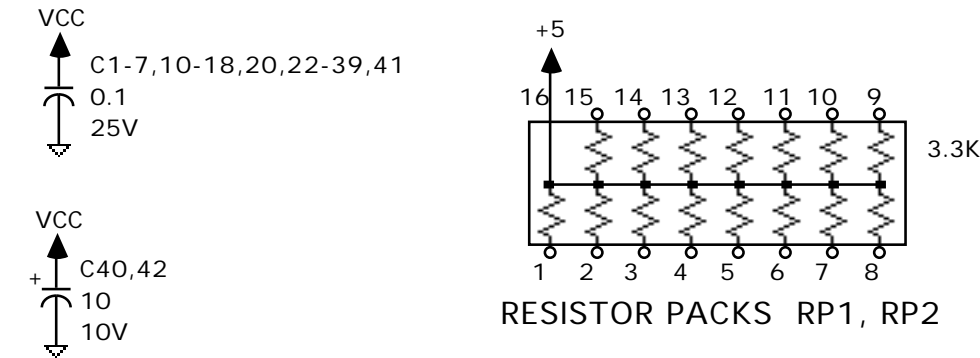
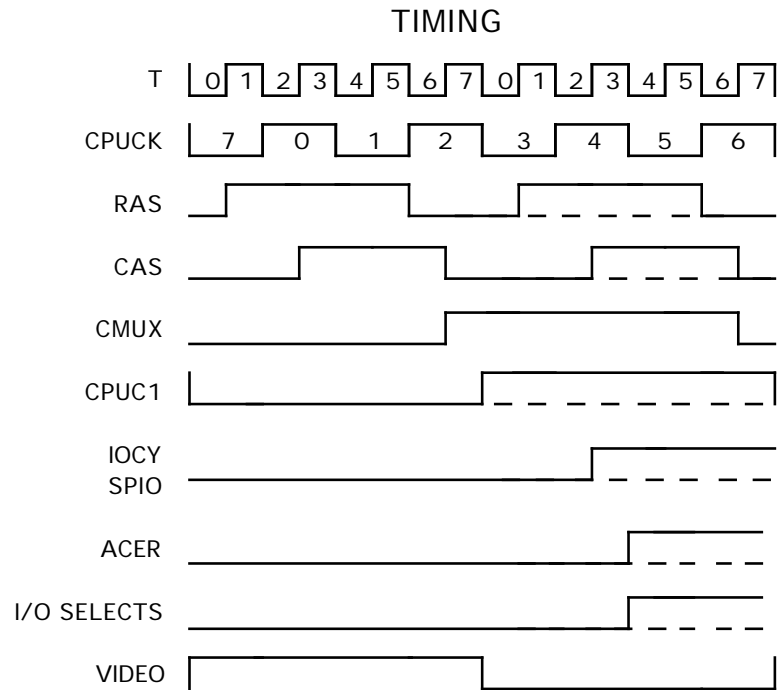



NOTE: UNLESS OTHERWISE SPECIFIED

1. ALL RESISTOR VALUES ARE IN OHMS
1/4 WATT \pm 5%
2. ALL CAPACITORS ARE IN MICROFARADS



LISA CPU (sheet 1 of 5)



DEVICE	NAME	+5V	GND	PG#
74LS00	U7C, 6D, 15F	14	7	3, 4, 5
74LS04	U1B			2, 5
74LS08	U4A			5
74LS11	U10C			3
7417	U2E			3, 5
74LS32	U1A			
74ALS32	U2D			2, 4
74LS38	U6A			5
74S86	U4D	14	7	2, 5
74S109	U3A, 2B, 3B 4B, 3C, 5D, 3E	16	8	2, 4, 5
74S132	U1E	14	7	2, 5
74S138	U1D	16	8	2
74LS138	U13F			5
74LS139	U14F			5
74LS148	U12F			3
74LS153	U6E, 7E, 8E, 5F			4
74LS156	U4F			3
74LS166	U7F, 8F			4
74S169	U1C	16	8	2
74LS244	U8C, 15C, 9E	20	10	3
74LS245	U11A, 11B, 14E 15E, 9F, 11F	20	10	3, 4
74LS259	U4E	16	8	5
74LS260	U2C, 3D	14	7	2
74LS279	U5C	16	8	3
74F283	U8B, 9B, 10B	16	8	4
74LS373	U9D	20	10	4
74LS374	U6B, 11C, 7D 11D, 11E, 13E	20	10	4
74LS393	U7B, 5E, 6F	14	7	5
74ALS1002	U6A, U5B	14	7	2, 5
68000	U13A	14, 49	16, 53	3
74F10	U5A	14	7	2, 3
2148-H RAM, STATIC	U8A, 9A, 10B	18	9	4
ROM, HI	U13D	28	14	3
ROM, LO	U14D	28	14	3
556	U15B	14	7	3

Lisa CPU
Circuit
Sheet 1 of 5